

Stark County's Influenza Weekly Report

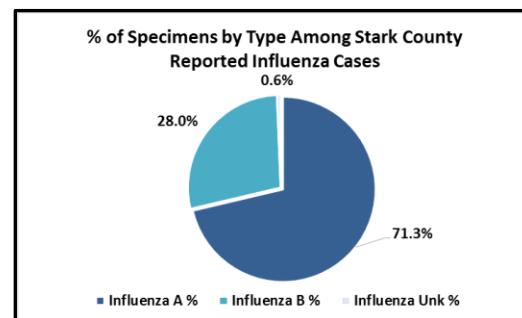
Week 14 (4/1/18-4/7/18)



Public Health
Prevent. Promote. Protect.

During Week 14:

- During Week 14, Stark County had 10 influenza-associated hospitalizations.
- Nationally, there were 9 influenza-associated pediatric deaths reported.
- There were no human infections with a novel influenza A virus reported during Week 14.
- During Week 14, 120 influenza A specimens were collected nationally from public health laboratories, which made up 37.4% of all positive specimens; 35.0% subtyped as the 2009 H1N1 virus, 54.2% subtyped as the H3 virus, and the remainder not subtyped.



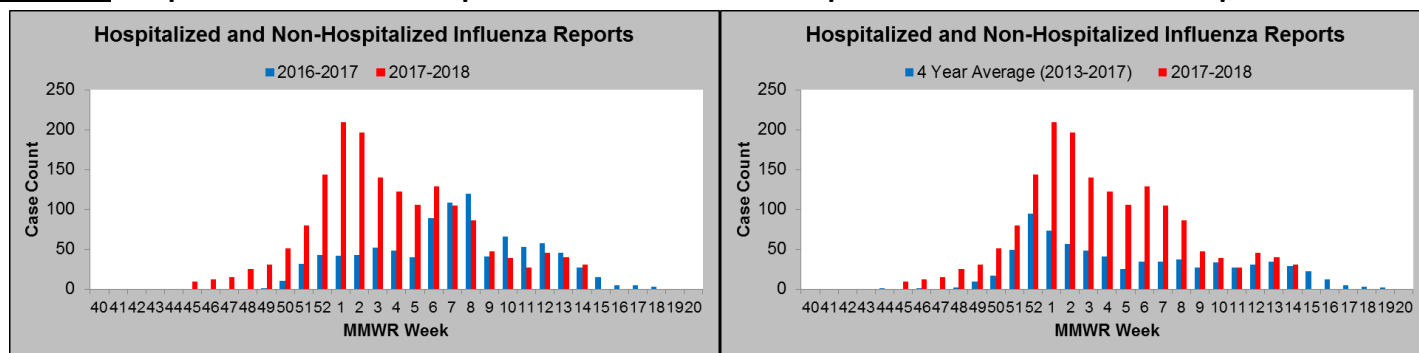
So Far this Year:

- There have been 666 influenza-associated hospitalizations so far this year in Stark County.
 - Ages of those hospitalized for influenza have ranged from 1 month to 100 years of age with the median age being 71 years old.
- A cumulative rate of 101.9 lab-confirmed influenza-associated hospitalizations per 100,000 people was reported.
- Up through Week 14, 49,684 specimens were collected nationally from public health laboratories. 36,476 were typed as influenza A, comprising 73.4% of all specimens collected. Of these 14.0% were subtyped as the 2009 H1N1 virus while 84.3% were subtyped as the H3 virus.
- Nationally, there have been 151 influenza-associated pediatric deaths reported so far this year. Last year at the same time, there were 87.

Viruses Circulating vs. Viruses in this Year's Vaccine:

- Nationally since October 1, 2017, 1,753 influenza A specimens were genetically or antigenically characterized.
 - There were 1,110 influenza A (H3N2) viruses collected, a sample showing significant genetic diversity. 97% of those antigenically characterized matched the influenza A (H3N2) component in this year's vaccine. There were 643 influenza A (H1N1) viruses collected; all of those characterized matched the influenza A (H1N1) component in this year's vaccine.
- Nationally since October 1, 2017, 865 influenza B specimens were genetically or antigenically characterized.
 - Of these, 544 were antigenically characterized from the Yamagata Lineage and 133 characterized from the Victorian Lineage. Of these specimens, 100% of the Yamagata Lineage matched the Influenza B component of the 2017-2018 vaccine and 28% of specimens from the Victorian Lineage matched.

Graph 1: Hospitalized and Non-Hospitalized Influenza Cases Reported to the Local Health Department.



- ◆ There were 31 cases of hospitalized and non-hospitalized influenza reported for Week 14 in Stark County. Last year at this time there were 20 cases. Stark County's cumulative case load is 1,700 cases, compared with 925 total cases through Week 14 of last year.

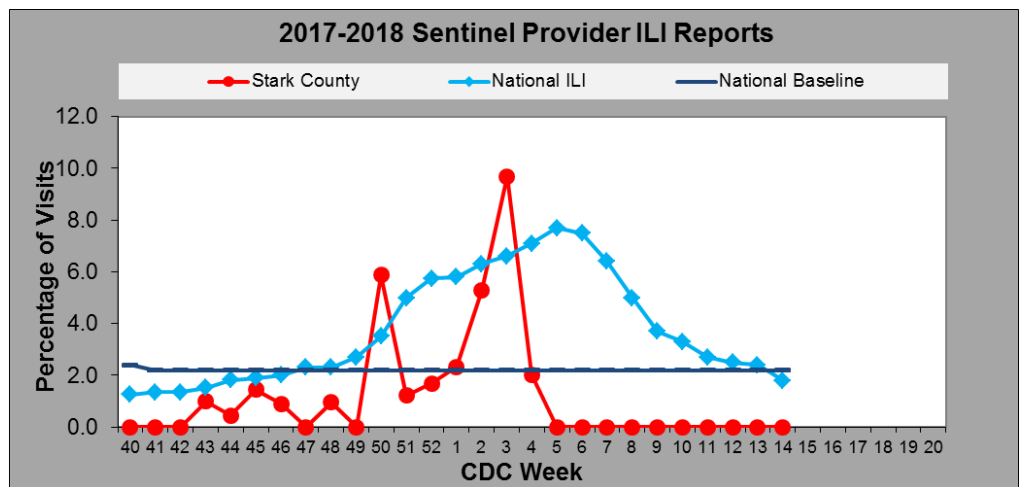
* All data presented in this weekly report are preliminary and may change as additional information is received.

* Multiyear averages included in this weekly report do not include the 2009/2010 H1N1 season.

- If you have any questions please contact Avi Joseph at 330.63.9914 or josepha@starkhealth.org or Amanda Archer at 330.69.3327 or aarcher@cantonhealth.org

Graph 2: Sentinel Provider Reported Influenza Like Illness (ILI) in Stark County.

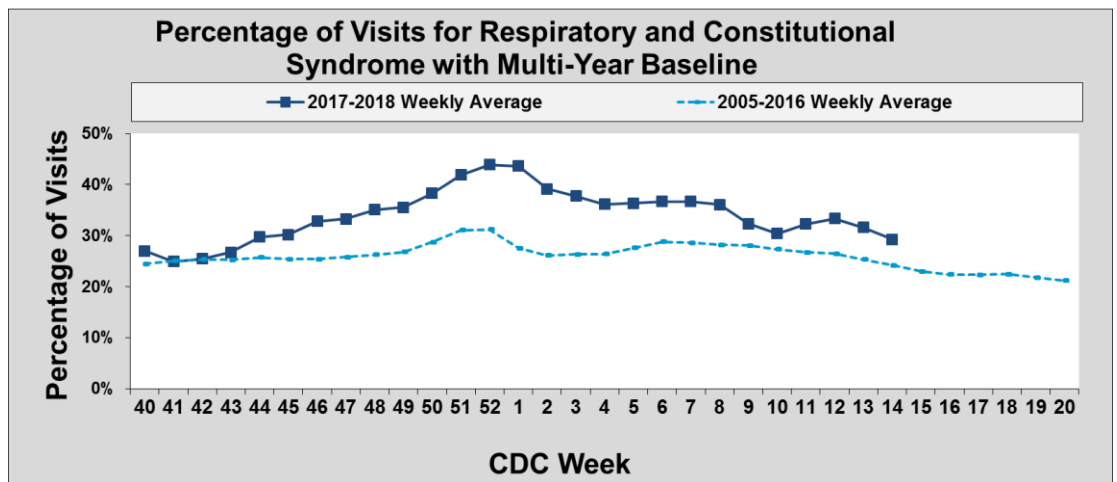
- ◆ During Week 14, Stark County Sentinel Providers did not report a percentage of ILI visits. Nationally, it was reported that 1.8% of visits were for ILI, which is below the national baseline at 2.2% of visits.



Graph 3: Emergency Department Visits for Respiratory and Constitutional Syndromes.

(Source: Health Monitoring Systems, EpiCenter, Hospital and Stat Care Patient Registration Surveillance System)

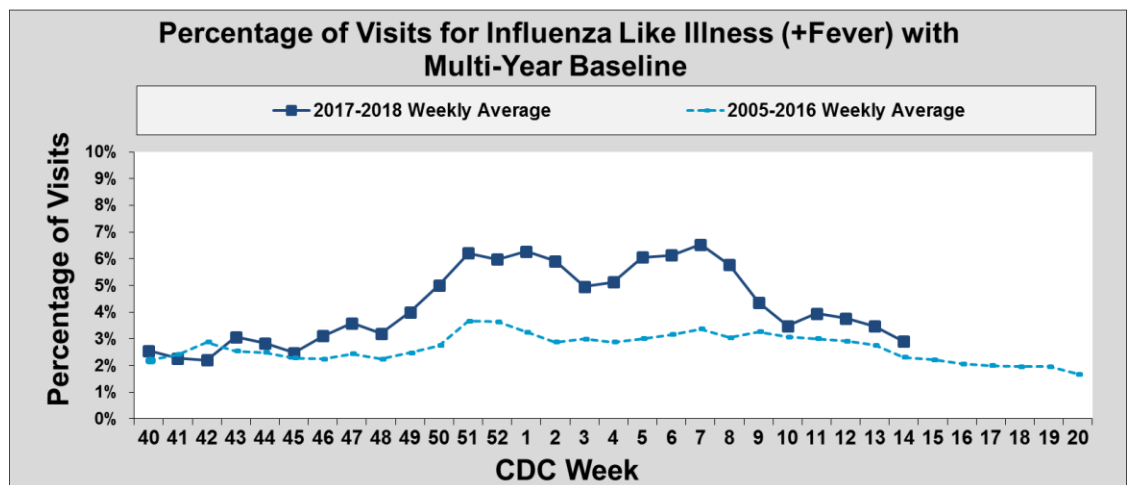
- ◆ ED and Stat Care visits for respiratory and constitutional syndrome decreased but continue to remain above the multi-year baseline average during Week 14.



Graph 4: Emergency Department (ED) Visits for Influenza Like Illness (+Fever).

(Source: Health Monitoring Systems, EpiCenter, Hospital and Stat Care Patient Registration Surveillance System)

- ◆ ED and Stat Care visits for ILI + Fever for MMWR Week 14 continued to drop but remained above the multi-year average.



* All data presented in this weekly report are preliminary and may change as additional information is received.

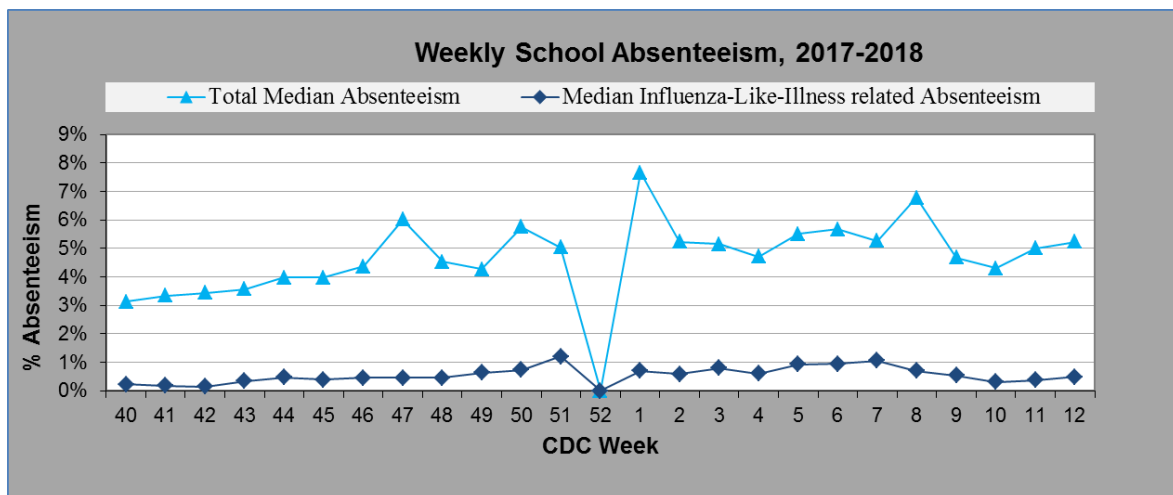
* Multiyear averages included in this weekly report do not include the 2009/2010 H1N1 season.

➤ If you have any questions please contact Avi Joseph at 330.63.9914 or josepha@starkhealth.org or Amanda Archer at 330.69.3327 or aarcher@cantonhealth.org

Graph 5: Stark County School Absenteeism.

(Source: Voluntary reporting by multiple school districts throughout the county)

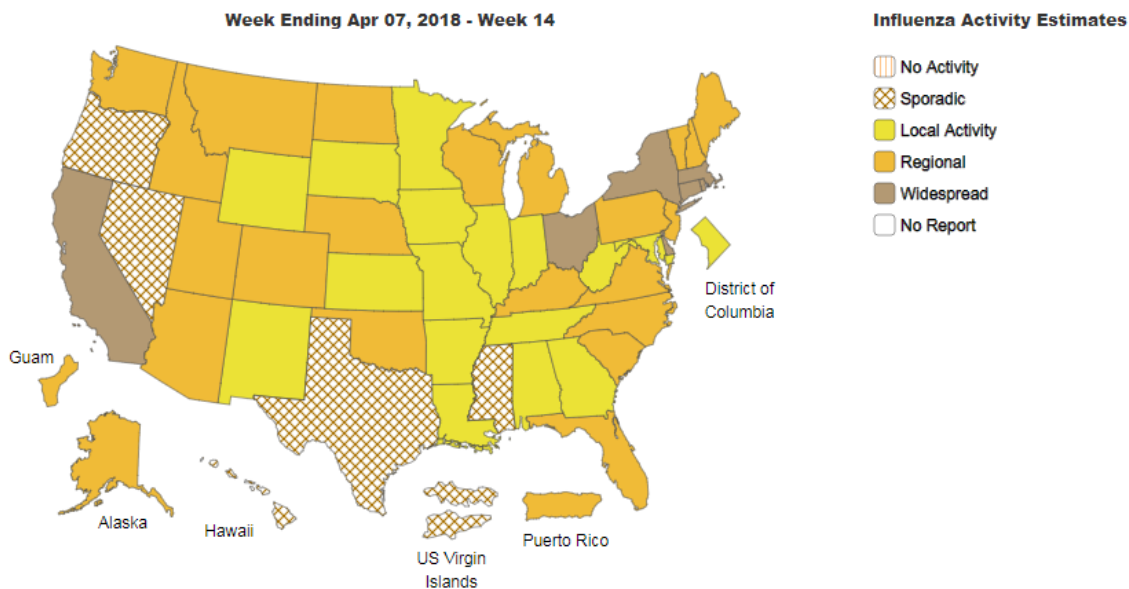
◆ School absenteeism finished reporting for the 2017-2018 influenza season.



Map: Weekly Geographic Influenza Activity Estimates Reported by State and Territorial Epidemiologists Syndromes.

(Source: Health Monitoring Systems, EpiCenter, hospital and stat care patient registration surveillance system)

◆ During Week 14, Ohio was designated as having widespread influenza activity, the highest measure of spread. 4 other states reported widespread activity.



Alliance City Health Department
cityofalliance.com/health



Promoting and Protecting Health Since 1849
Canton City Health Department
cantonhealth.org



Massillon City Health Department
massillonohio.com/health



Stark County Health Department
starkhealth.org

* All data presented in this weekly report are preliminary and may change as additional information is received.

* Multiyear averages included in this weekly report do not include the 2009/2010 H1N1 season.

➤ If you have any questions please contact Avi Joseph at 330.63.9914 or josepha@starkhealth.org or Amanda Archer at 330.69.3327 or aarcher@cantonhealth.org